

The Leaders in Portable X-Ray Systems

## Robot Accessories




# Robot Accessories

NOVO offers various Robot Detector Holders for the NOVO 12SF, the NOVO 15WS and the NOVO 22WS Detectors.

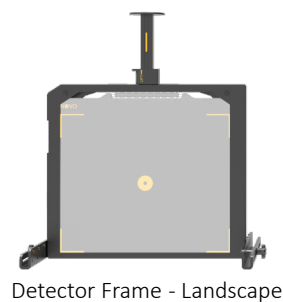
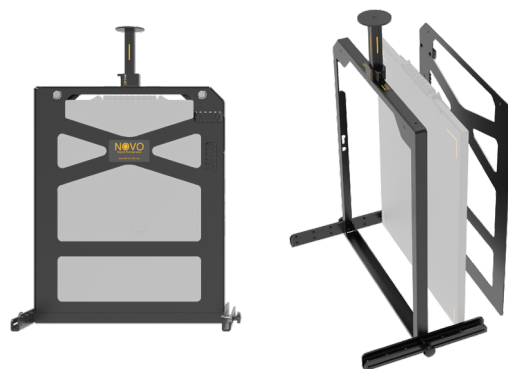
- Lightweight, shock absorbent, customized robot NOVO Detector Frame
- The NOVO Detectors can be used in both portrait and landscape orientation when using the robot accessories

## C-Arm

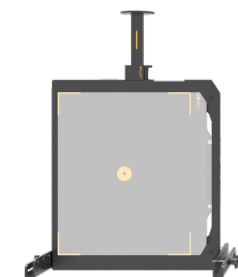
*Holds Detector, X-Ray Source and Controller*




## Detector Frame



Detector Frame - Landscape



Detector Frame - Portrait



# Robot Integration

## The NOVO Equipment Can Be Integrated With Many EOD Robot Platforms

- **Full Integration** - The NOVO system uses the Robot's internal comms. This method allows installation of the NOVO Touch Software on the Robot's Control Unit, or a separate tablet can be allocated Up-Range.
- **Semi Integration** - This method uses the Robot as a mule, while the X-Ray system is independently controlled via NOVO Comms and a NOVO Tablet.

### Examples:

